

cardiolife AED

Automated External Defibrillator
AED-3100



Fighting Disease with Electronics

 **NIHON KOHDEN**

Take action,

Always be ready

During daily self-test, AED checks automatically its condition including battery, pads and failure of circuit. You can see your AED condition with simple status indicator.

In emergency situation, AED-3100 always be ready to save a life.

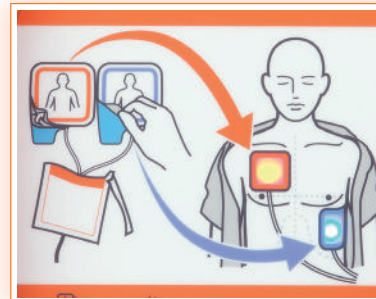


Within the reach of anybody


AED should be easy and intuitive to use for anybody. Even if you are not a medical professional, AED-3100 is ergonomic design for you to use it without doubt and interruption.



STEP 1



STEP 2



STEP 3

STEP 1 Open the lid

Open the lid to turn on the power. The voice instruction starts immediately to guide you how to operate AED.

STEP 2 Attach the pads to the patient

After attaching the pads, AED immediately starts to analyze ECG. Defibrillation pads have the colors (blue/orange) to make you easy to attach the pads as illustrated.

STEP 3 Push the button

If the shock is needed, the shock button is flashing. Push the button to deliver the electrical shock to the patient.

Save a life

Safe and efficient treatment



International resuscitation guideline* recommends to reduce the energy for child patient to avoid burning of heart muscle. AED-3100 can reduce the energy to 50/70J just by switching the energy switch to child position. No need to change the pad and require any other action.

* American Heart Association Guidelines for CPR and ECC/ European Resuscitation Guidelines

Durable and compact

AED-3100 has wide range of operating temperature from -5°C to 50°C. As it comply with IP55 standard, it can be used in severe circumstances. Also, AED-3100 is 40% smaller compared with previous model, AED-2100K. AED-3100 has compact body which you need no large space to install, and you can bring it easily to emergency site.

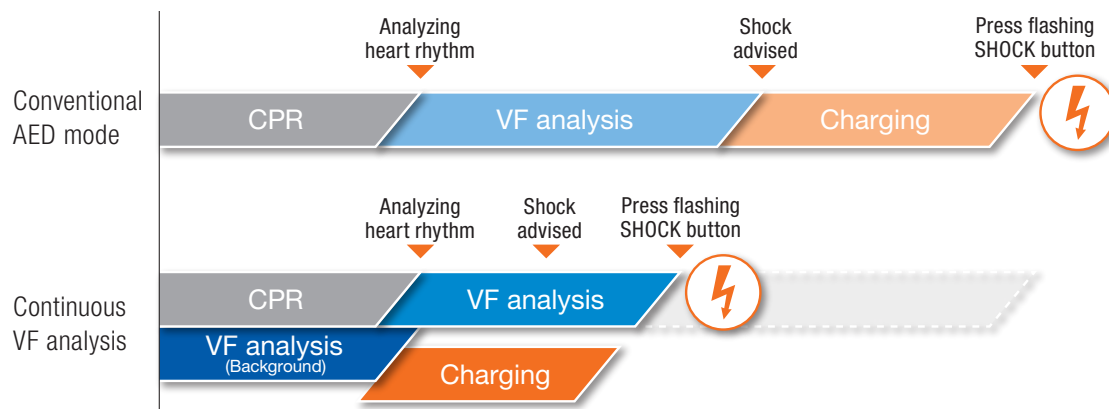


Automated External Defibrillator
AED-3100

Save a life with innovation

Continuous VF analysis

Continuous VF analysis is available on AED-3100. With this function, the ECG waveform can be analyzed even during CPR and energy charging starts before the shock is advised. This helps you deliver faster defibrillation than ever before.




Fast analysis and charging

It takes less than 15 seconds from turning the power on to discharge. Faster charging time helps you deliver energy quickly when VF is observed.

Specifications

Energy	Adult: 150-200-200J Child: 50-70-70J
User interface	Instruction by voice, CPR timing sound 100 times / minute (option) Indicator (green/red), shock button, adult/child key
Battery	Capacity: 200 discharges or 7.5 hours monitoring Standby life: 4 years
Analysis time	less than 8 seconds, minimum 4.5 seconds
Form turn on to discharge	less than 15 seconds (with new battery)
Size	206(W) x 252(D) x 97(H) mm
Weight	2.3 kg with battery and pads, 1.9 kg without battery and pads
Standard	Vibration: MIL-STD-810F 514.5C category 4 and category 9, EN1789 Water and dust proof: IP55

Options



• Battery Pack (SB-310V)



• AED Box (YZ-042H8)



• Defibrillation Pads (P-740K)

This brochure may be revised or replaced by Nihon Kohden at any time without notice.



NIHON KOHDEN CORPORATION

1-31-4 Nishiochiai, Shinjuku-ku, Tokyo 161-8560, Japan
Phone +81 (3) 5996-8036 Fax +81 (3) 5996-8100
www.nihonkohden.com